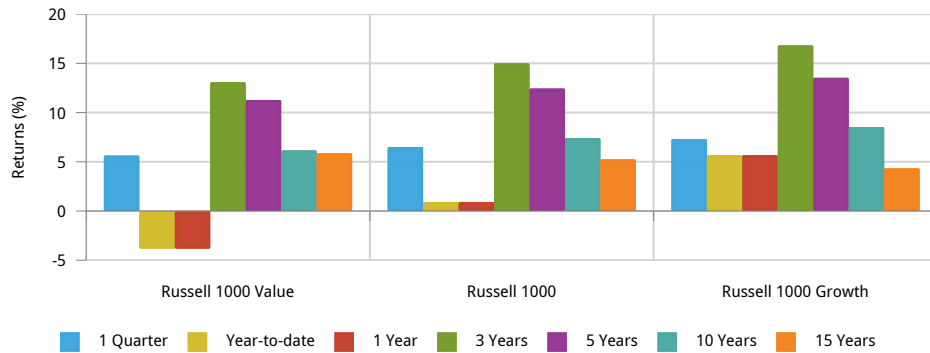


U.S. Large Cap Equity

U.S. Mid Cap Equity

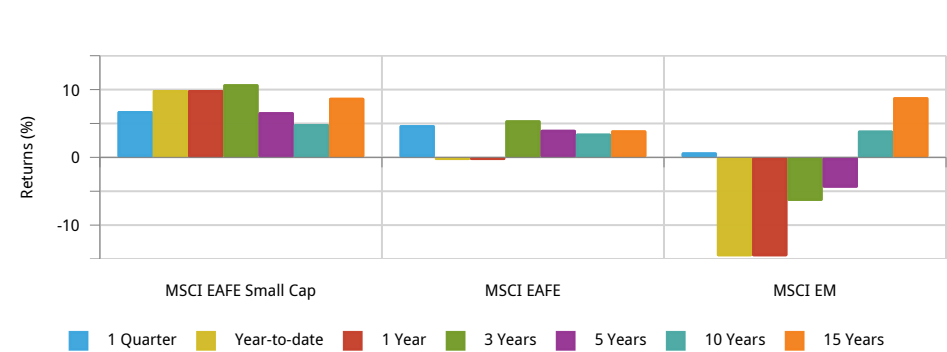
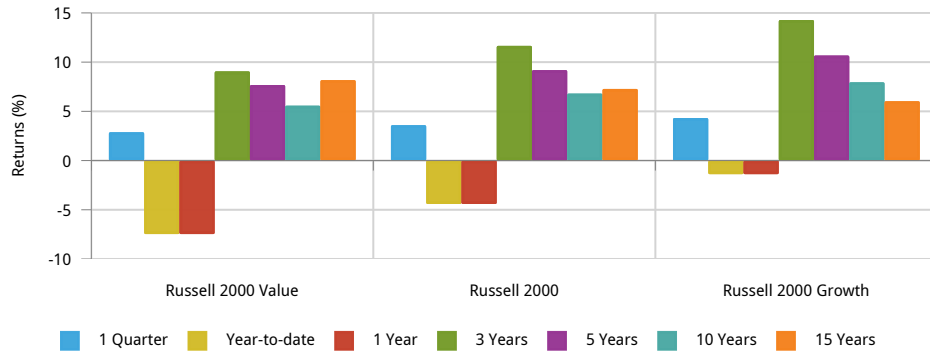


	Russell 1000 Value	Russell 1000	Russell 1000 Growth
1 Quarter	5.63	6.50	7.32
Year-to-date	-3.83	0.92	5.67
1 Year	-3.83	0.92	5.67
3 Years	13.08	15.01	16.83
5 Years	11.27	12.44	13.53
10 Years	6.16	7.40	8.53
15 Years	5.86	5.25	4.33

	Russell Mid Cap Value	Russell Mid Cap	Russell Mid Cap Growth
1 Quarter	3.12	3.62	4.12
Year-to-date	-4.78	-2.44	-0.20
1 Year	-4.78	-2.44	-0.20
3 Years	13.40	14.18	14.88
5 Years	11.25	11.44	11.54
10 Years	7.61	8.00	8.16
15 Years	9.12	8.15	5.85

U.S. Small Cap Equity

International Equity



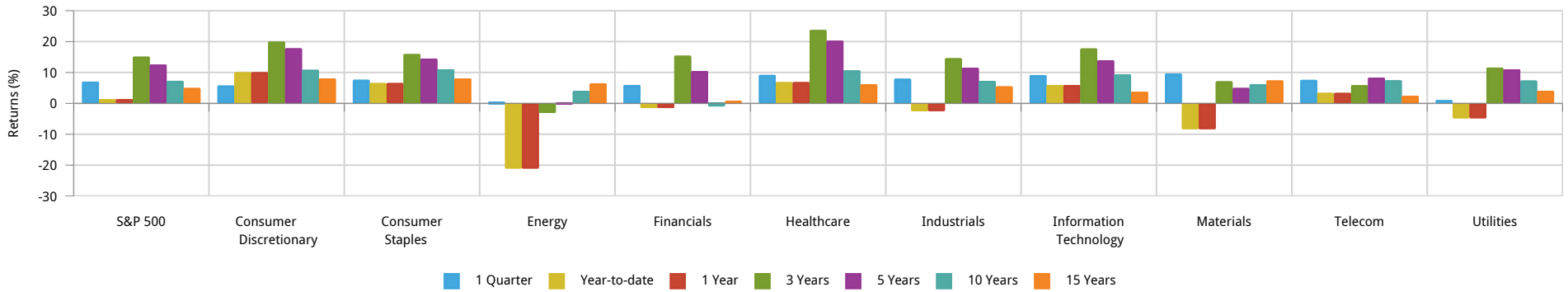
	Russell 2000 Value	Russell 2000	Russell 2000 Growth
1 Quarter	2.88	3.59	4.32
Year-to-date	-7.47	-4.41	-1.38
1 Year	-7.47	-4.41	-1.38
3 Years	9.06	11.65	14.28
5 Years	7.67	9.19	10.67
10 Years	5.57	6.80	7.95
15 Years	8.17	7.28	6.03

	MSCI EAFE Small Cap	MSCI EAFE	MSCI EM
1 Quarter	6.83	4.75	0.73
Year-to-date	9.94	-0.39	-14.60
1 Year	9.94	-0.39	-14.60
3 Years	10.79	5.46	-6.42
5 Years	6.67	4.07	-4.47
10 Years	4.91	3.50	3.95
15 Years	8.79	3.98	8.87

Source: Investment Metrics, LLC. All rights reserved.

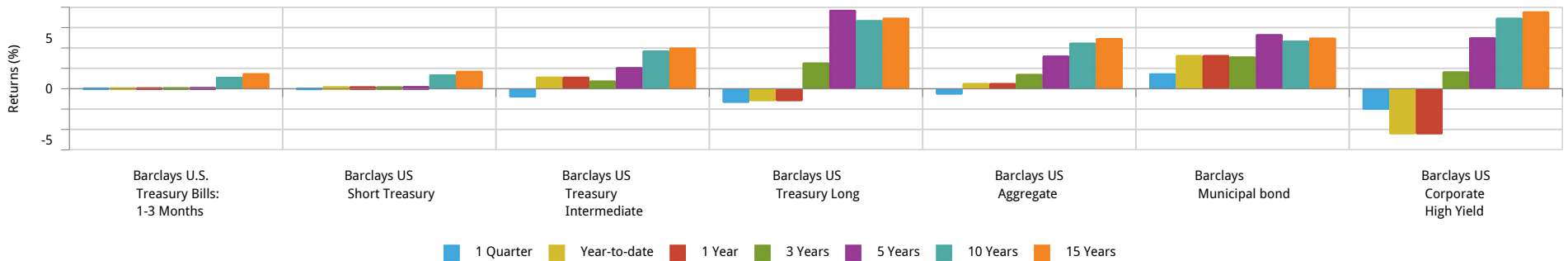


S&P 500 Equity by Sector



	S&P 500	Consumer Discretionary	Consumer Staples	Energy	Financials	Healthcare	Industrials	Information Technology	Materials	Telecom	Utilities
1 Quarter	7.04	5.79	7.64	0.20	5.96	9.22	8.00	9.17	9.69	7.61	1.07
Year-to-date	1.38	10.11	6.60	-21.12	-1.52	6.89	-2.53	5.93	-8.38	3.40	-4.85
1 Year	1.38	10.11	6.60	-21.12	-1.52	6.89	-2.53	5.93	-8.38	3.40	-4.85
3 Years	15.13	20.00	15.96	-3.10	15.45	23.75	14.62	17.79	7.15	5.88	11.59
5 Years	12.57	17.84	14.51	-0.07	10.45	20.29	11.54	13.95	5.00	8.34	11.03
10 Years	7.31	10.87	11.04	4.04	-0.66	10.68	7.27	9.40	6.23	7.49	7.41
15 Years	5.00	8.07	8.05	6.49	0.79	6.17	5.51	3.75	7.42	2.47	4.09

U.S. Fixed Income



	Barclays U.S. Treasury Bills: 1-3 Months	Barclays US Short Treasury	Barclays US Treasury Intermediate	Barclays US Treasury Long	Barclays US Aggregate	Barclays US Municipal bond	Barclays US Corporate High Yield
1 Quarter	0.01	-0.03	-0.86	-1.38	-0.57	1.51	-2.07
Year-to-date	0.03	0.12	1.18	-1.21	0.55	3.30	-4.47
1 Year	0.03	0.12	1.18	-1.21	0.55	3.30	-4.47
3 Years	0.03	0.12	0.79	2.57	1.44	3.16	1.69
5 Years	0.05	0.15	2.11	7.74	3.25	5.35	5.04
10 Years	1.17	1.41	3.75	6.73	4.52	4.72	6.96
15 Years	1.51	1.75	4.02	6.96	4.97	5.01	7.59

Source: Investment Metrics, LLC. All rights reserved.

